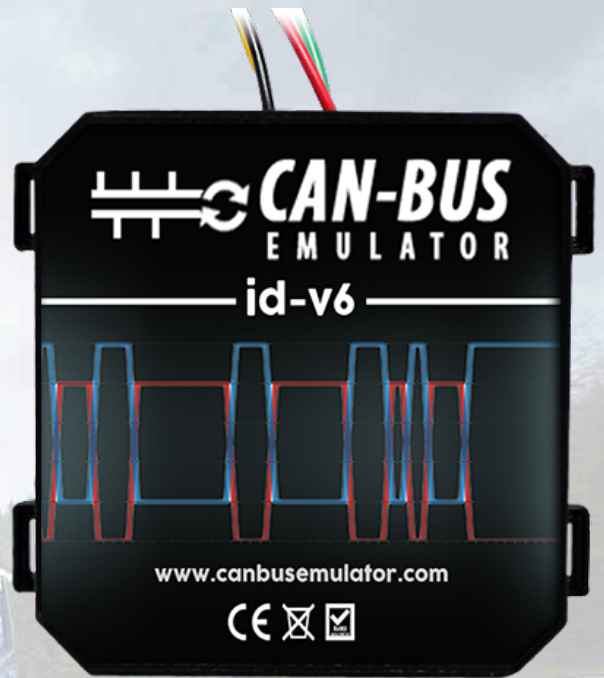





USER MANUAL

ADBLUE EMULATOR PENTA

EURO 6





 www.canbusemulator.com/en

 +90 530 937 46 36

 [erenakarsubasi](https://t.me/erenakarsubasi)

Exhaust cleaning and soot reset should be done while the vehicle is original. otherwise, there may be soot level accumulation after emulator installation.




Socket

Emulator

- 1. pin Green -----> To Green Cable
- 5. pin Yellow -----> To Yellow cable
- 10. pin Green -----> To the Brown cable
- 14. pin Yellow -----> To White cable
- 55. pin White (GND) -----> Black cable (-)
- 3. pin White / Purple (+) -----> Red cable (+)

NOTE: Only cable 2020 in pin 3 will be cut and emulator (red cable) connected to the vehicle side.

Other cables will be connected in parallel.



After the installation is finished, all error codes must be deleted. "DTC ERASER EURO6 PENTA" will help you to clear errors.



NOTE: Removing the DPF filters will be healthier. Otherwise, filters should be cleaned frequently by regeneration method.

You should definitely cancel the DPF after installing the Adblue Removal Emulator!